

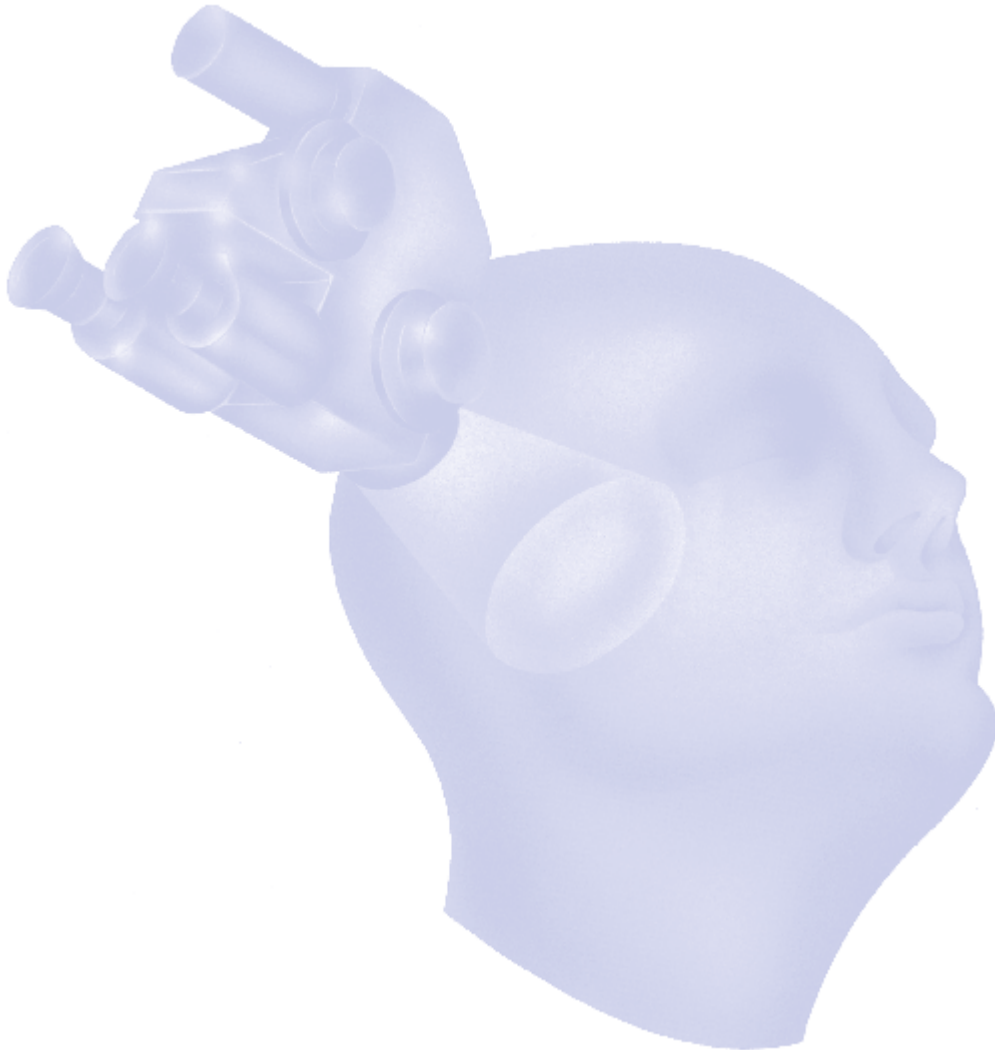
# 16<sup>th</sup> Practical Course in INTRODUCTORY MICROSURGERY OF THE TEMPORAL BONE

Lucerne, February 19-21, 2020



In collaboration with:

Department of Otorhinolaryngology,  
Head & Neck Surgery, Kantonsspital Lucerne, Switzerland



## General Information

### COURSE OBJECTIVES

- Practicing microsurgical procedures on temporal bones in 3D
- Surgical anatomy and analysis of CT scans
- Discussion of surgical cases (3D)
- Teaching of drilling techniques

### COURSE DIRECTOR

Th. Linder, Lucerne

### INSTRUCTORS

#### ENT:

R. Bonnet	(Netherlands)
M. Henseler	(Lucerne)
E. Novoa	(Lucerne)
Ch. Schlegel-Wagner	(Lucerne)
U. Siekmann	(Glarus)
Ch. Thüring	(Schaffhausen)
Y. Liu	(China)

### TECHNICAL ASSISTANCE

#### Instrumentation:

Monika Molisak, Annette Tiegel  
(Kantonsspital Lucerne)

#### Audio-visual:

N. DeMin (Kantonsspital Lucerne)

## EQUIPMENT

### Instruments/Drills:

KARL STORZ SE & Co. KG,  
Tuttlingen (D)

### Drills:

Bien-Air Surgery SA, Biel (CH)

### Microscopes:

Leica Microsystems,  
Heerbrugg (CH)

### Suction-Irrigation:

M. Stäubli, Horgen (CH)

## COURSE LOCATION

Skills Lab Luzerner Kantonsspital  
Building/Haus 10  
Spitalstrasse  
6000 Lucerne (CH)

(<https://www.luks.ch/standorte/standort-luzern/skills-lab/kontakt-und-anreise-skills-lab>)

Bus no. 18 or 19 from Lucerne Main  
Station

### Parking:

Luzerner Kantonsspital (quite expensive)

+41(0)41 205 62 55

## COURSE TELEPHONE

### COURSE SECRETARY

Mrs. Claudia Bütler  
Mrs. Kathrin Wüersch  
HNO Clinic, Kantonsspital Lucerne  
6000 Lucerne (CH)

Telephone:

+41 41 205 49 51

E-mail:

[hno@luks.ch](mailto:hno@luks.ch)  
[kathrin.wuersch@luks.ch](mailto:kathrin.wuersch@luks.ch)

Web:

[www.luks.ch/hno](http://www.luks.ch/hno)

## FIMF

c/o Prof. U. Fisch  
Forchstr. 26  
8703 Erlenbach (CH)

Fax:

+41 (0)44 910 61 26

E-mail:

[fisch@orl-zentrum.com](mailto:fisch@orl-zentrum.com)

Web:

[www.fimf.ch](http://www.fimf.ch)

FIMF Video Library:

[www.fimf.ch/videos](http://www.fimf.ch/videos)

FIMF Forum:

[www.fimf.ch/forum](http://www.fimf.ch/forum)

## HOTEL RESERVATION

Suggested Hotel:  
Hotel Ibis Styles Lucerne City  
Friedenstrasse 8  
6000 Lucerne (CH)

Telephone:

+41 41 418 48 48

E-mail:

[h8549@accor.com](mailto:h8549@accor.com)

*(direct reservation: please ask for special rate for Lucerne Course)*

## Main Sponsor

**KARL STORZ SE & Co. KG**  
**Tuttlingen/Germany**

## Sponsors

Bien Air Surgery SA,  
Biel/Switzerland

M. Stäubli,  
Horgen/Switzerland

Cochlear Company,  
Switzerland

MED-EL,  
Austria

InnoForce Est.,  
Liechtenstein

Amplifon AG,  
Switzerland

Novimed AG,  
Switzerland

## PROGRAM Wednesday, February 19<sup>th</sup>, 2020

---

08:15	Registration
08:30	Introduction and FIMF Philosophy
09:00	Anatomy of the temporal bone
09:20	<b>OPEN MASTOIDO-EPITYMPANECTOMY WITH TYMPANOPLASTY (OPEN MET)</b>
	Introduction and Video Basics of drilling techniques
10:00	Dissection (1st temporal bone)
<hr/>	
12:45	Lunch
<hr/>	
13:45	Dissection (1st TB)
16:00	<b>Checklist of open MET</b> Discussion of individual temporal bones
16:30	<b>Clinical Cases and video</b> Discussion
17:30	<b>Review of the day: "Tips and Pitfalls"</b>
<hr/>	
19:30 – 21:30	Course Dinner (provided) Hotel Hermitage Lucerne, Seeburgstr. 72 Tel: +41 41 375 81 81
<hr/>	

## PROGRAM Thursday, February 20<sup>th</sup>, 2020

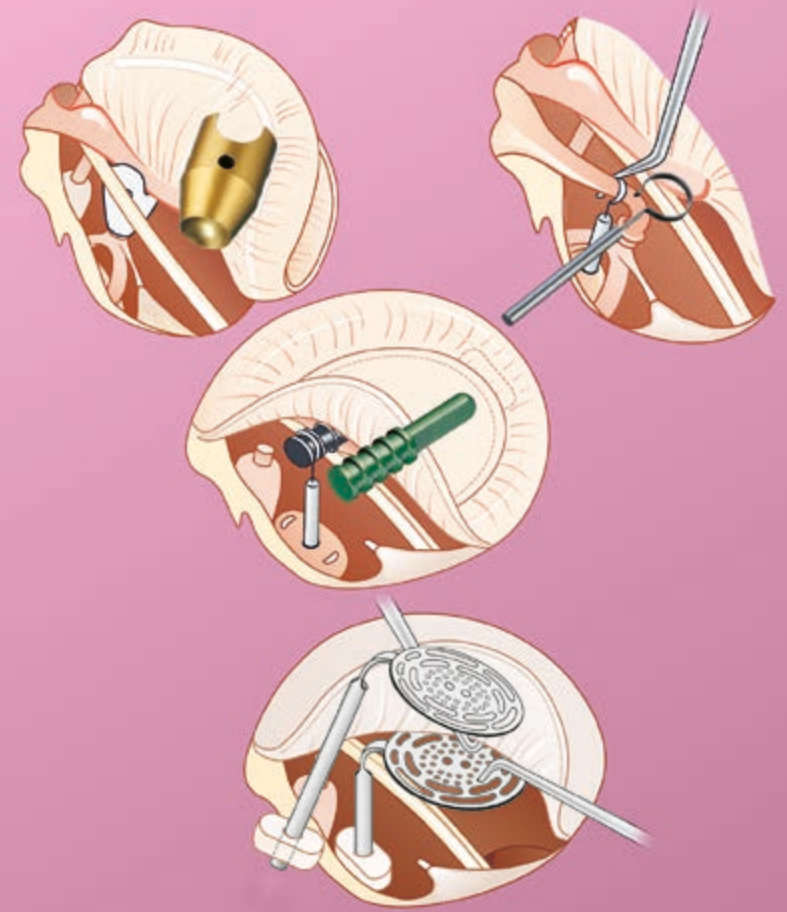

---

08:00	<b>Clinical Radiology of the Temporal Bone</b>
08:45	<b>CLOSED TYMPANO-MASTOIDECTOMY</b>
09:00	Introduction and Dissection (2 <sup>nd</sup> TB) (Skin flaps, Canalplasty, Antrostomy, Myringoplasty)
12:45	Lunch
13:45	<b>Anterior Mastoidectomy, posterior Tympanotomy and Round Window Approach</b> Introduction and Dissection (2 <sup>nd</sup> TB)
	<b>Bone Anchored Hearing Aid Implantation</b>
15:30	<b>SUBTOTAL PETROSECTOMY (SP)</b> Introduction
16:00	Soft Tissue Dissection for SP (full head, 2 participants/specimen)
17:00	<b>Clinical Cases and 3D-Videos</b> Management of the facial nerve
18:00	<b>End of the Day</b>

## PROGRAM Friday, February 21<sup>th</sup>, 2020

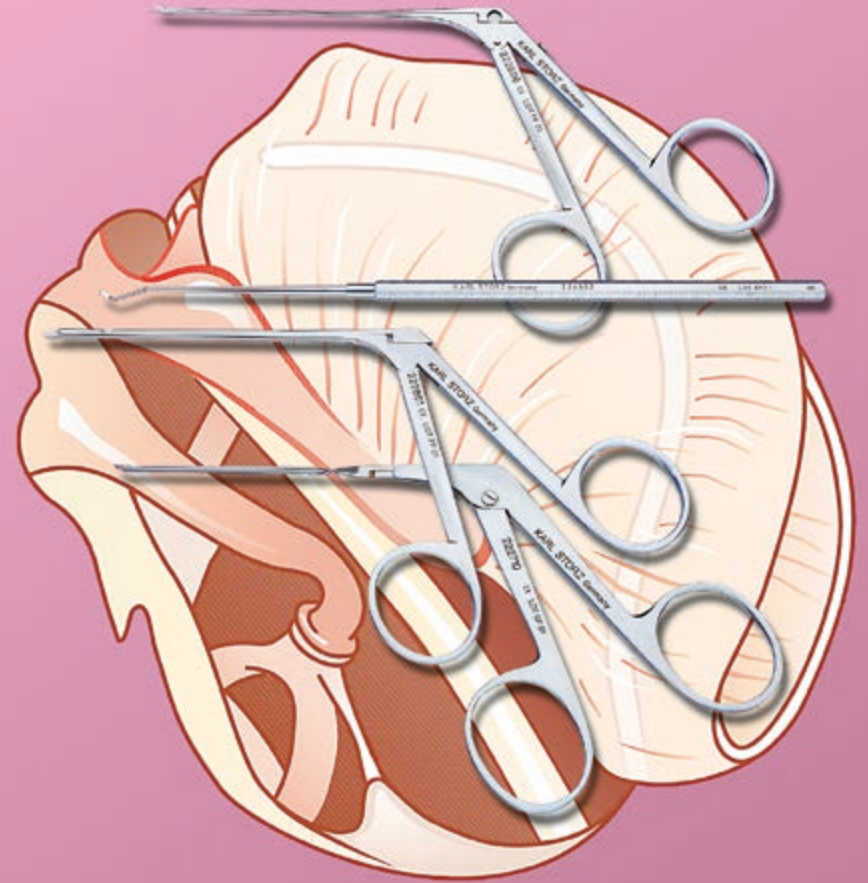

---

08:00	<b>SUBTOTAL PETROSECTOMY (cont)</b> Introduction
08:45	Dissection (full head, 2 <sup>nd</sup> TB)  Mastering drilling techniques
11:30	<b>Course Summary and "Take-home message"</b>
12:00	<b>END OF THE COURSE</b>



ENT 52 4.1 11/2017/A-E

## FISCH Titanium Middle Ear Prostheses



ENT 53.2.1 11/2017/A-E

## FISCH Instruments

Microsurgery of the Ear

